

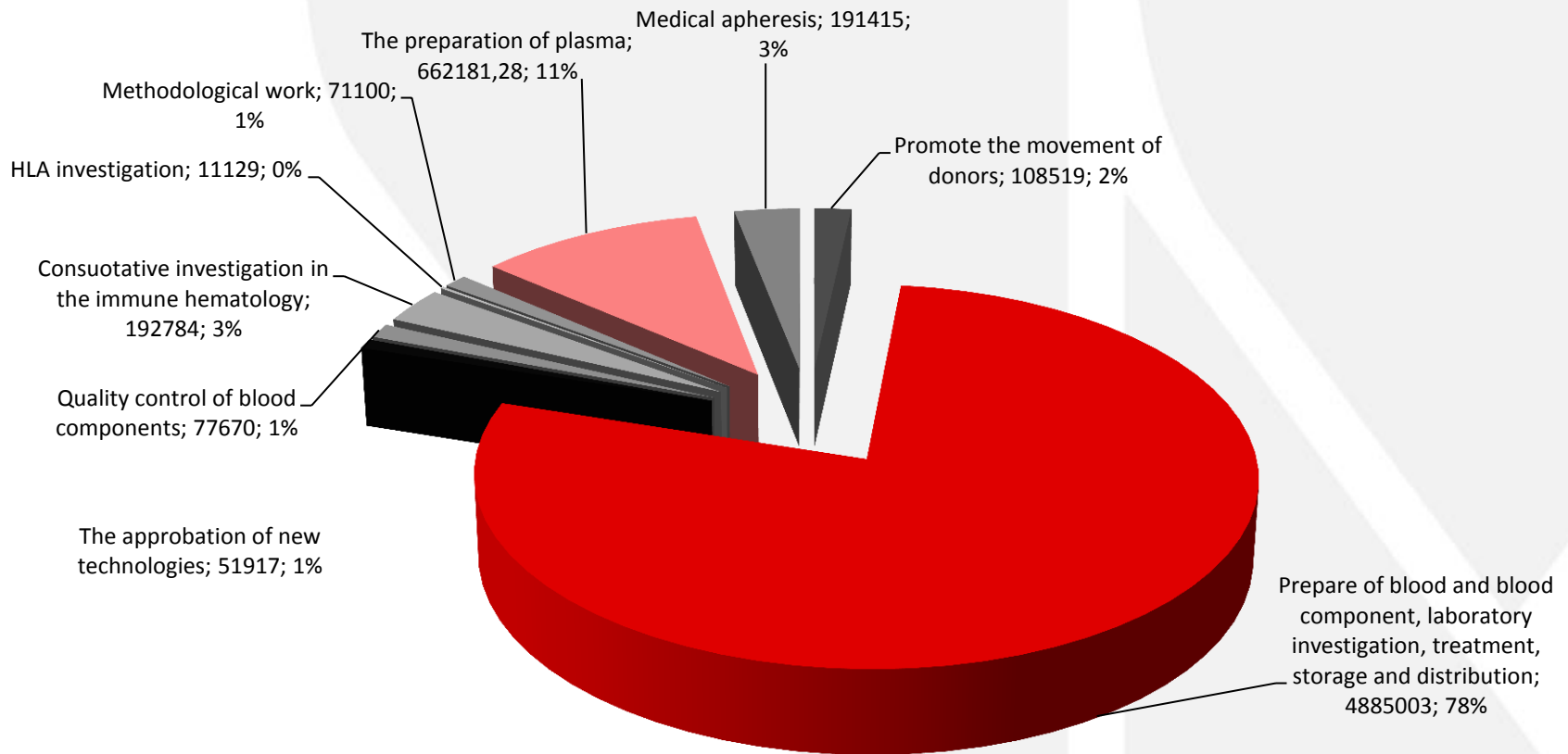


VALSTS  
ASINSDONORU  
CENTRS

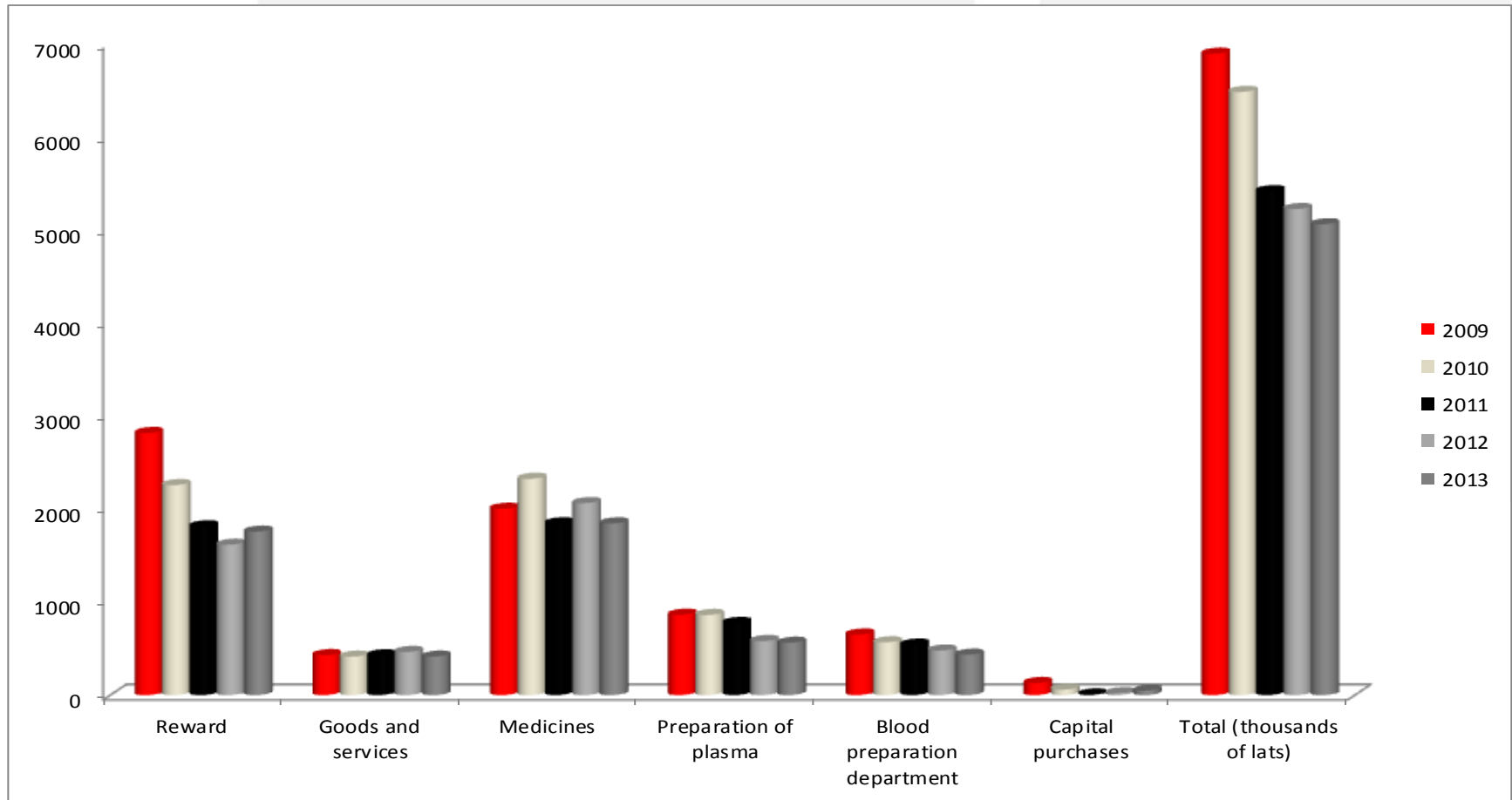


**ANNUAL REPORT 2013**

# Function Maintenance Expenditure



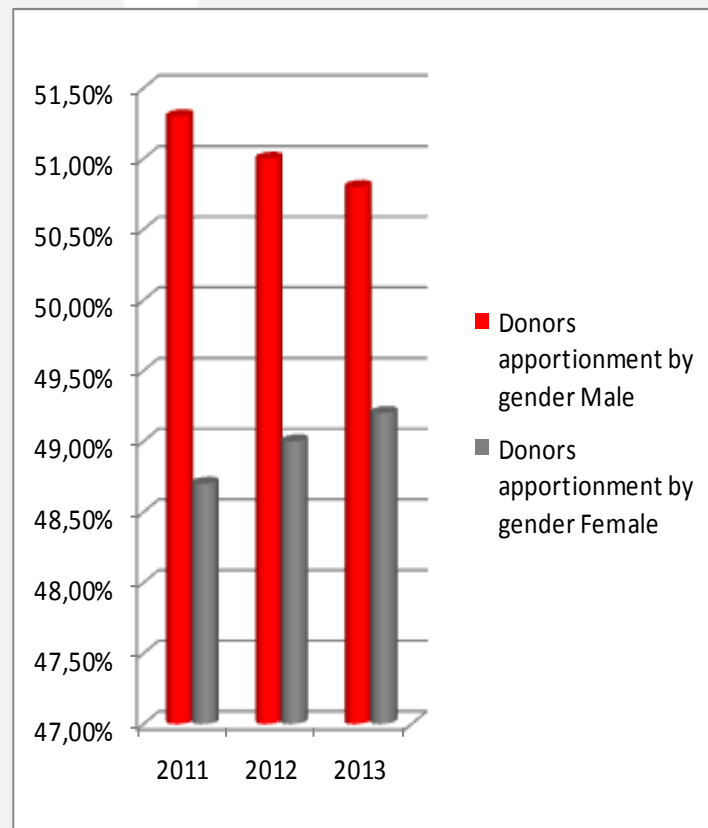
# Dynamics of Budget Expenditure



# Promotion of Donor Movement

The number of the first time donors			
	2011	2012	2013
VADC (Riga)	5 880 (41%)	4 375 (26,1%)	4471 (26%)
LF	1 229 (26%)	1 207 (25,7%)	1265 (25,5%)
<b>Total:</b>	<b>7109 (37,5%)</b>	<b>5 582 (26%)</b>	<b>5736 (26%)</b>

The average age of donors (years)			
	2011	2012	2013
VADC (Riga) donors	29,8	30	31,3
VADC (Riga) first time donors	25,2	25	26,7
LF donors	34	35,5	36,2
LF first time donors	26	27,6	28,7



# Promotion of Donor Movement

twitter



Blogger™



draugiem.lv



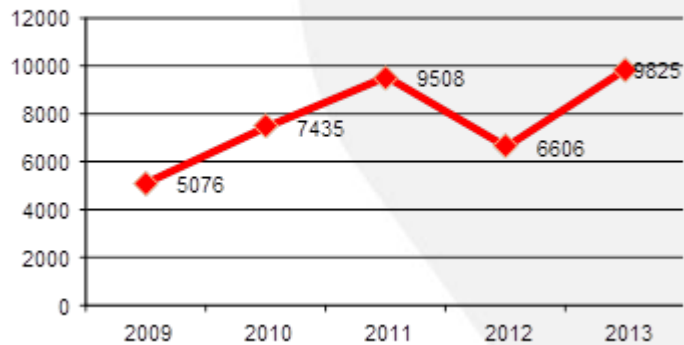
- ❑ Students measure „Celebration of love”
- ❑ Measure „The East donor 2013”
- ❑ Health Day in Sigulda and Riga
- ❑ The day of goodness
- ❑ World Blood donor day
- ❑ Campaign „Donate twice!”
- ❑ Thanksgiving concert for donors
- ❑ Virtual map with blood donation location
- ❑ „Qminder” – donor queue management
- ❑ Magazine „Rhesus”
- ❑ Privilege card
- ❑ Souvenirs and informational materials
- ❑ Excursions for children and youths in VADC



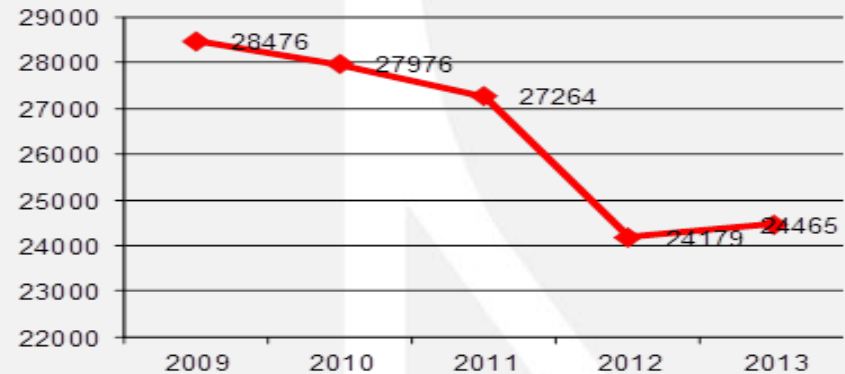
VALSTS  
ASINSDONORU  
CENTRS

# Preparation of Blood and Blood Components, Laboratory Investigation, Treatment, Storage and Distribution

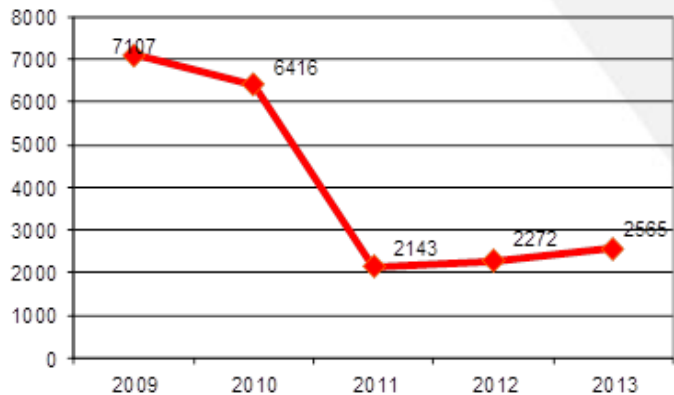
Preparation of cryoprecipitate (doses)



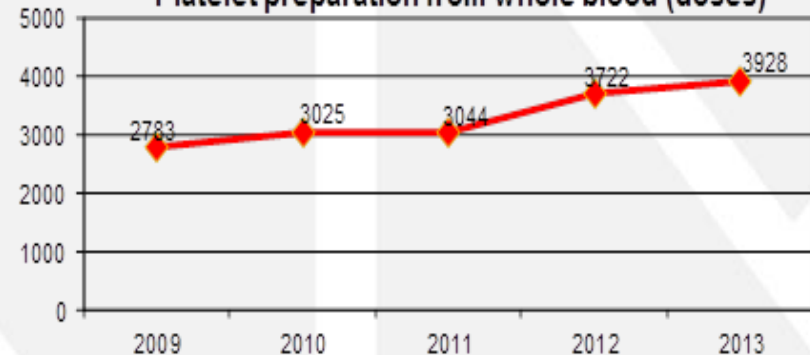
Preparation of blood components (doses)



Preparation of filtered erythrocytes (doses)

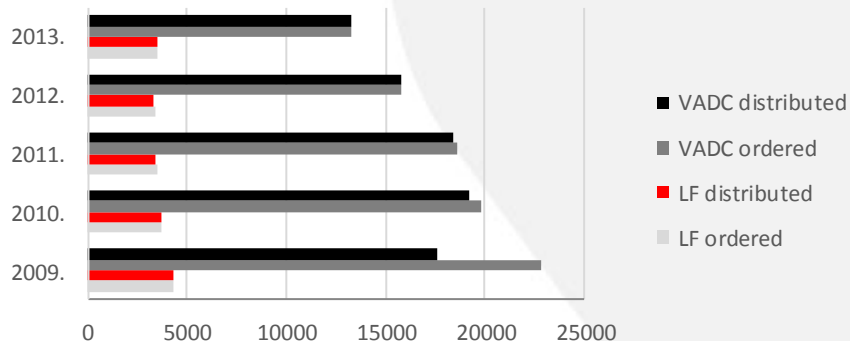


Platelet preparation from whole blood (doses)

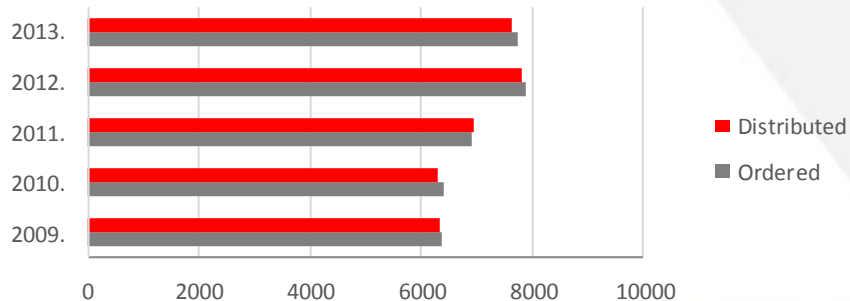


# Preparation of Blood and Blood Components, Laboratory Investigation, Treatment, Storage and Distribution

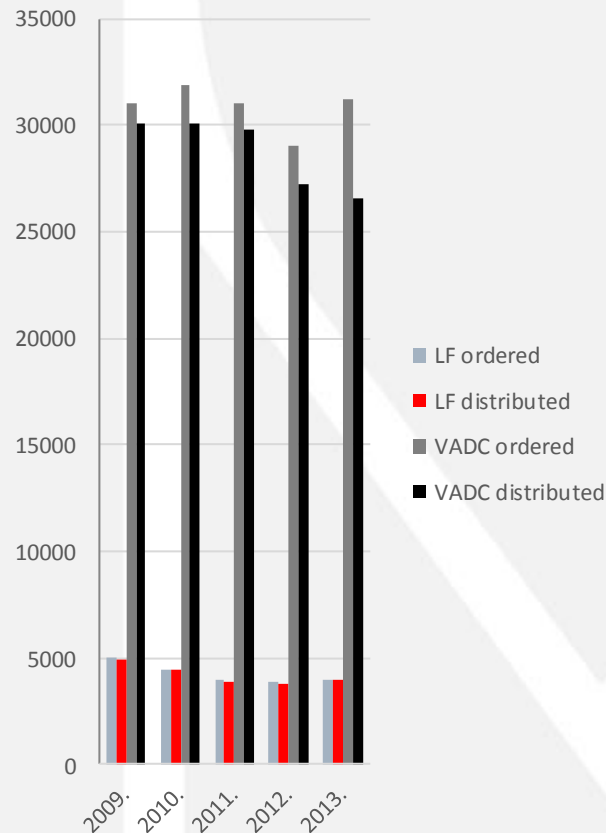
**SSP ordering/distribution 2009.-2013. VADC un LF (doses)**



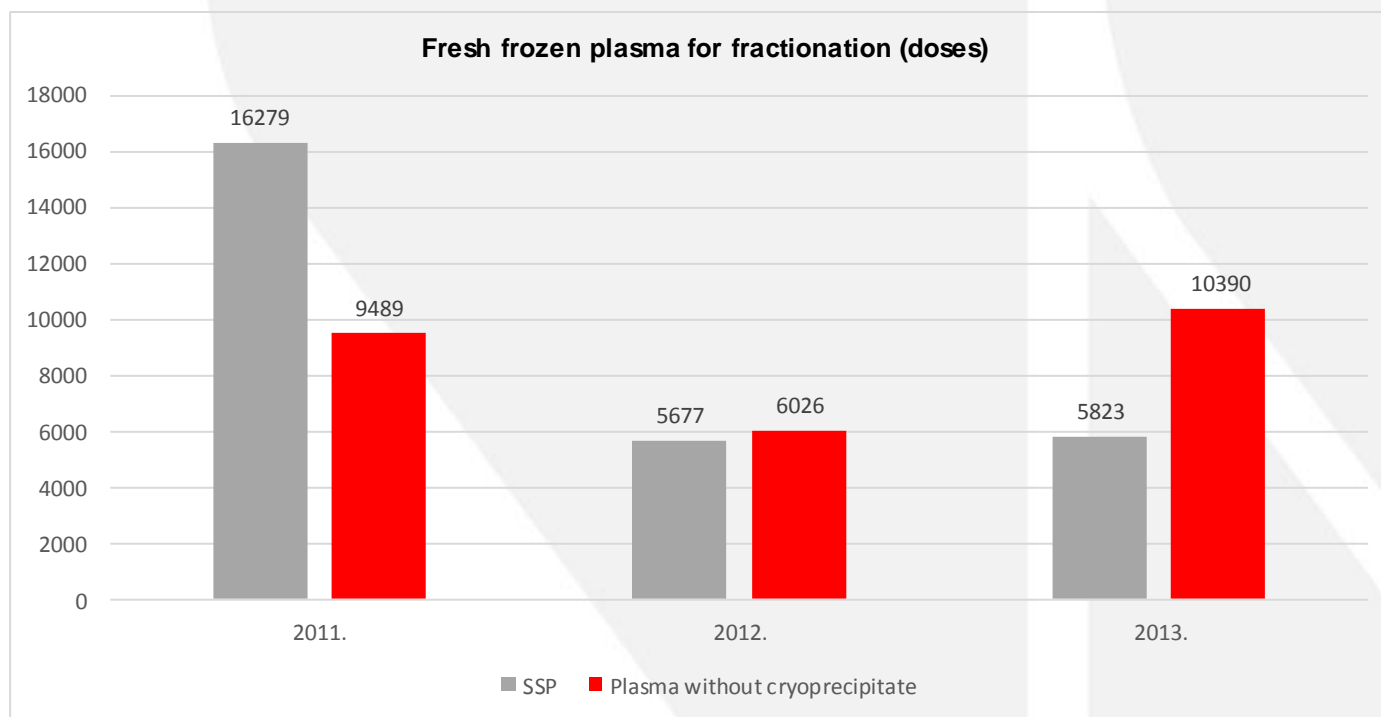
**Platelet ordering/distribution 2009.-2013. VADC (doses)**



**Erythrocytes ordering/distribution 2009.-2013. VADC un LF (doses)**



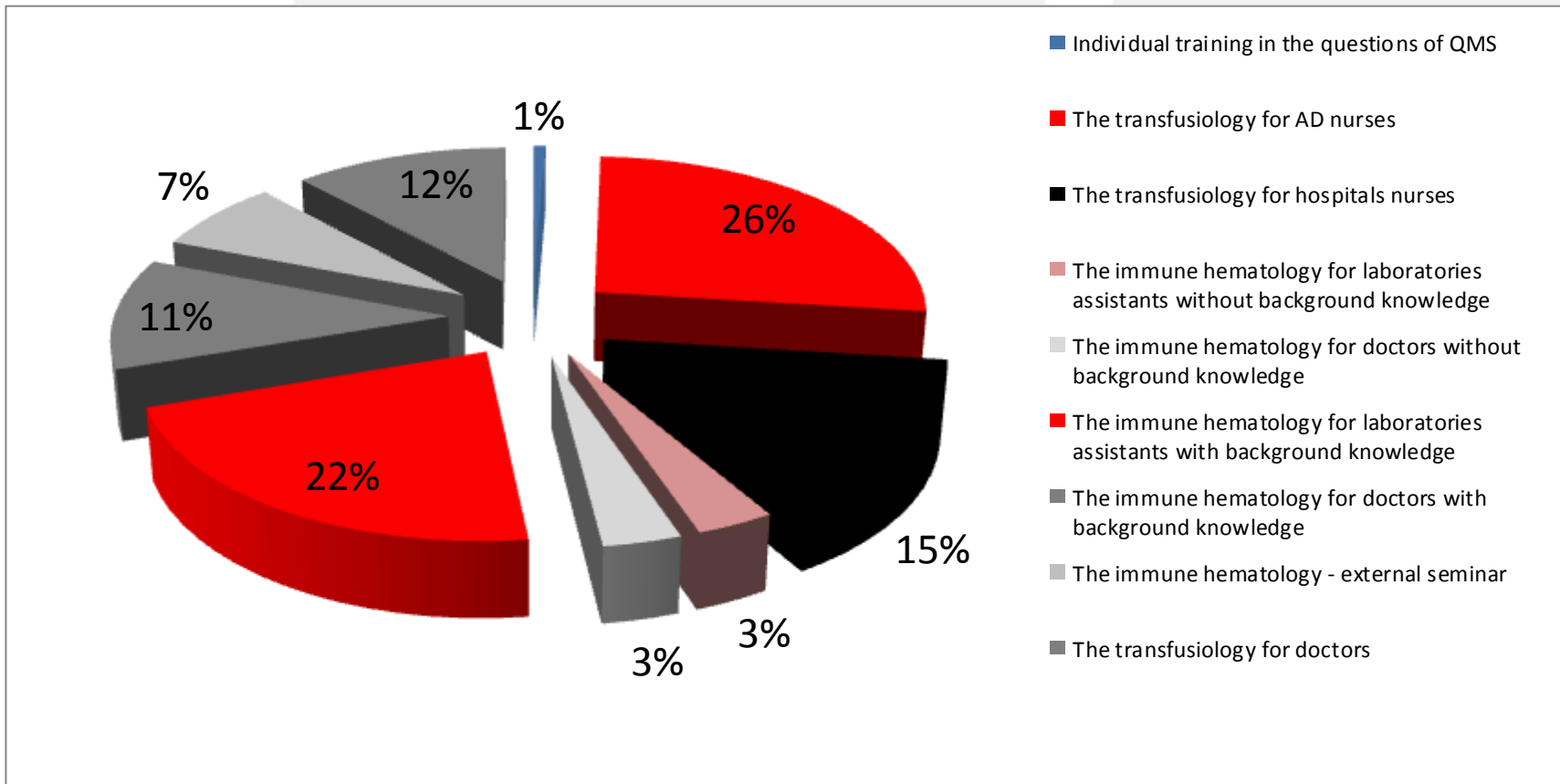
# Preparation of Blood and Blood Components, Laboratory Investigation, Treatment, Storage and Distribution





# Methodological Work

## Training of Medical Personal

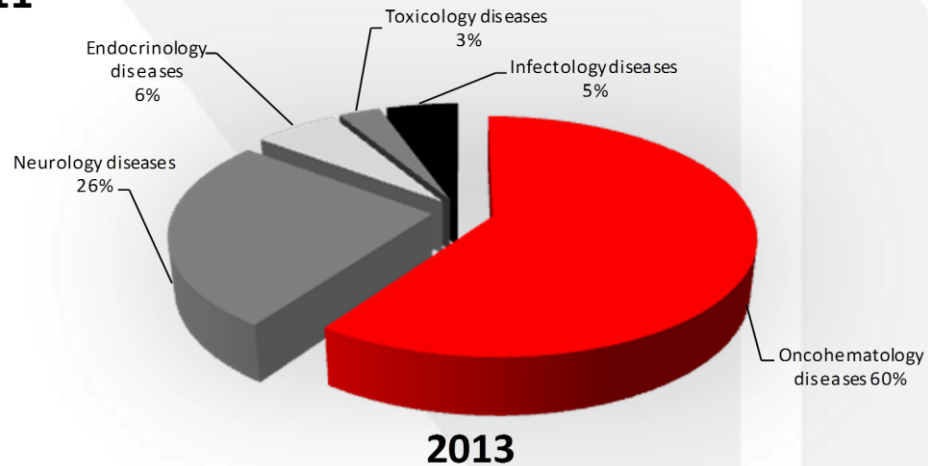
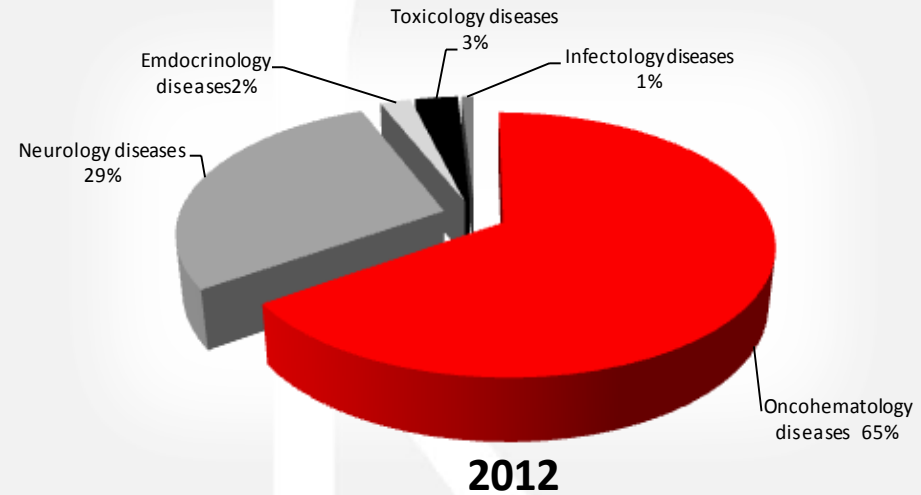


# Distribution of Plasma Preparations

Distribution of plasma preparation to the medical institutions (litre):

	2009	2010	2011	2012	2013
20% albumin solution	483,95	595,2	440,5	459,65	438,65
5% albumin solution	2298,5	1844,25	580,75	639,5	242
IvIG	437,6	364,85	310,4	313,75	315,15

# Medical Apheresis

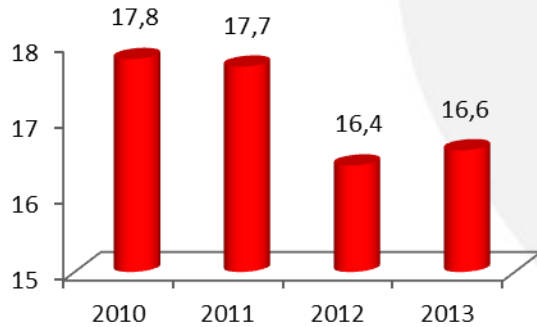


# General Indicators

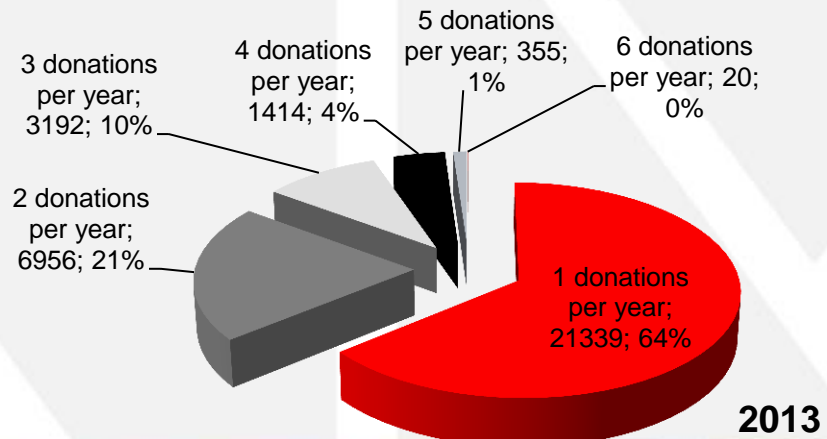
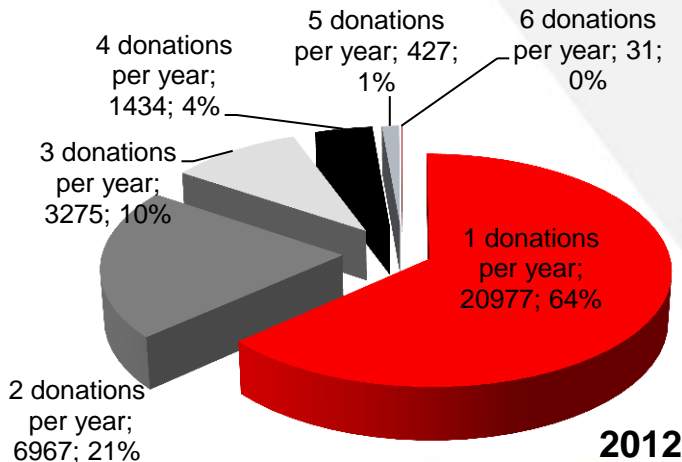
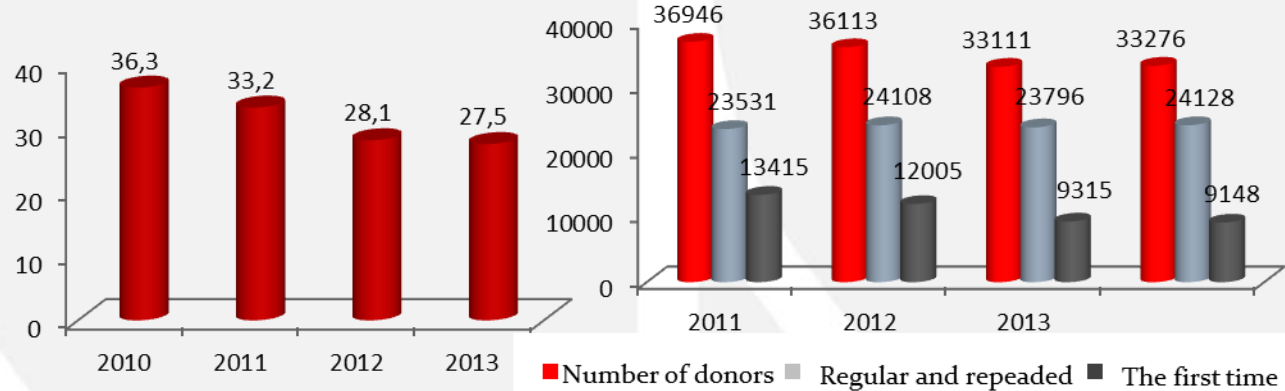
The indicator of fruitful	Plan of reporting period	Fulfilment of reporting plan	Deviation of fulfilment (percent)
Provide the number of donors per 1000 inhabitants	17 donors	17 donors	+/- 0
Provide the proportion of the first – time donors of the total number of donors	31% donors	27,5% donors	-11.3 %
Provide prepared blood doses per 1000 inhabitants	26,3 doses	25,9 doses	-1.5 %
Provide from whole blood prepared erythrocyte mass, number of doses per 1000 inhabitants	26,3 doses	25,9 doses	-1.5%
Provide from whole blood prepared plasma, number of doses per 1000 inhabitants	20 doses	25,9 doses	+ 29.5 %
Provide the number of doses of platelet mass preparation (adult persons doses)	7300 doses	7598 doses	+ 4.1 %

# General Indicators

1. Number of gratuitous donors per 1000 inhabitants



2. The share of the first – time donors from the total number of donors



# General Indicators

The indicator of operation	Plan 2013	Fulfilment 2013	Deviation of fulfilment (%)
Blood with an anticoagulant (l/doses) in Latvia	24625 litre / 48002 doses	26682.669 litre / 52013 doses	+ 8.4 %
Filtered erythrocytes mass	1800 doses	2565 doses	+ 42.5 %
Platelet mass prepared from whole blood	3000 doses	3928 doses	+ 30.9 %
Cryoprecipitate	5000 doses	9825 doses	+ 96.5 %
Platelet mass prepared in the automatic apheresis procedures	1500 procedures	1887 procedures	+ 25.8 %

# International Cooperation

- European Blood Alliance (EBA) – participation in 9 international inquiries about different Blood Service questions, including laboratory investigations;
- EBA – participation in 2 working groups- work out quality control and validation requirements and recommendations for the European Union Blood services;
- EBA – EU member states inquiry about the use of plasma preparation in medical treatment. The results has summarized and submitted for presentation on 27.Sept. 2013. in EBA council meeting in Dublin;
- Emerging Infectious Disease monitoring network (EID) – participation in the teleconferences about the threat of infections diseases in the donor selection;
- Labquality (Finland) – interlaboratory comparative testing (SST);
- Reference Institute for Bioanalytcs (Germany) - SST;
- European Directorate for the Quality of Medicine & Health Care (EDQM) – submitted proposals for corrections of a new Handbook version, SST;
- EDQM – SST;
- Abbott GmbH (Germany) – international conference in investigation «Blood transmitted diseases and blood safety» (celebrating 20 years of cooperation in laboratory investigation of viruses markers);
- AB „DATBYRAN” (Sweden) within ERAF National program project «Building up the unified information system for the National Blood Service» introduce IS maintenance;

# International Cooperation

Participation in international measures in 2013:

- «World Congress of Doctors» 19.-21.09.2013., Riga;
- 23<sup>rd</sup> Congress «International Society Blood Transfusion» (ISBT) 02.-05.06.2013. Netherlands, Amsterdam;
- Conference «Innovations in Transfusion Medicine» – 31.10.2013., Lithuania, Vilnius University of Medical Clinic;
- «Congress of clinical Chemistry and Laboratory Medicine» Milan;
- International conference «Transplantation of kidney in Latvia – 40 year» Latvia